

Yew Tree Primary Academy

Class Elm

Remote Learning

W/C 8th February 2021



English

Writing:

Finish non-fiction report about tea.

BFG

Identify the main characters and the setting in a visual narrative

Sequencing

Synonyms

Retell

SPaG:

Suffixes: -tion -cian -sion -ssion -ous

Reading

King of the Sky by Nicola Davies

PE

Yoga

Geography

Label UK cities

Direction and 8 points of the compass

RE

Advert for the Bible

French

Classroom items

Numbers

Elm Class

History

N/A

Art and DT

Stonehenge art - painting

Computing

Scratch: Drawing

Maths

Simple Dividing

Dividing with regrouping

Word Problems

PSHE

All Around me

Exploring my role as a citizen in my community

Science

Rocks – characteristics and uses

Suggested Daily Timetable

<u>Time</u>	<u>Lesson/Activity</u>
9-9.20 or 20 minutes	Arithmetic / 4 a day Complete the Arithmetic questions set.
9.20-9.30 or 10 minutes	Reading Read a book of your choice for 10 minutes.
9.30-10:15 or 45 minutes	Maths Follow each daily lesson objective in order of the days. There is a sequence for you to follow. If you have missed a lesson, please still follow in the right order. Listen to the voiceovers on the Powerpoint as you work through the activities. There are sheets attached to complete.
10.15-10.30 or 15 minutes	Break Have a break and move around. Go outside or do some exercise. Have some snack and a rest.
10.45-11.15 or 30 minutes	English Reading Comprehension Follow the lessons in order as all of the lessons are in a sequence.
11.15-12.00 or 45 minutes	English Writing Session Follow the lessons in order as all of the lessons are in a sequence
12.00 – 12.15 or 15 minutes	Handwriting Complete one handwriting sheet or activity per day.
12.15-1.00 or 45 minutes	Lunch Have your lunch. Go outside and get some fresh air or watch some TV and relax.
1.00-1.30 – 30 minutes	Spelling / SPAG Follow the lessons in order as all of the lessons are in a sequence.
1.30 -2.00 or 30 minutes	Foundation Subject 1 Complete one of the activities for either Science, History, Geography, Art/DT, French, Computing, RE, PE or Music.
2.00-2.30 or 30 minutes	Foundation Subject 2 Complete one of the activities for either Science, History, Geography, Art/DT, French, Computing, RE, PE or Music.
2.30-2.50 or 20 minutes	TT Rockstars Practice your times tables!
2.50-3.10 or 20 minutes	Reading Choose a book and a quiet place to read



Yew Tree Primary Academy





Remote Learning

Year 3

W/C 8th February 2021

<p>Reading Tasks/Lessons</p> <p>King of the Sky by Nicola Davies</p>	<p>Spelling/phonics Tasks/Lessons</p> <p>Suffixes: -tion -cian -sion -ssion Suffixes: -ous</p>
<p>Day 1- LO: To explore a theme</p> <p>In this lesson, we will explore the theme of 'home'.</p> <p>https://classroom.thenational.academy/lessons/to-explore-a-theme-61hp2</p>	<p>Day 1- LO: To investigate suffixes: -tion, -cian, -sion, -ssion</p> <p>In this lesson we investigate and generate rules about the use of -tion, -sion, -ssion and -cian.</p> <p>https://classroom.thenational.academy/lessons/to-investigate-suffixes-tion-cian-sion-ssion-6xhkje</p>
<p>Day 2- LO: To engage with a text</p>	<p>Day 2- LO: To practise and apply knowledge of suffixes: -tion, -cian, -sion, -ssion,</p>

<p>In this lesson, we will practise some vocabulary strategies and engage with the second half of the text.</p> <p>https://classroom.thenational.academy/lessons/to-engage-with-a-text-c5k64c</p>	<p>including test</p> <p>In this lesson we learn how to spell words ending -tion, -sion, -ssion and -cian.</p> <p>https://classroom.thenational.academy/lessons/to-practise-and-apply-knowledge-of-suffixes-tion-cian-sion-ssion-including-test-64vk2e</p>
<p>Day 3- LO: To analyse a character</p> <p>In this lesson we will use the text and images to analyse the boy in the story.</p> <p>https://classroom.thenational.academy/lessons/to-analyse-a-character-68t34t</p>	<p>Day 3- LO: To investigate suffixes: -ous</p> <p>In this lesson, we will be investigating the -ous suffix and set spelling words to learn.</p> <p>https://classroom.thenational.academy/lessons/to-investigate-suffixes-ous-6nj8e</p>
<p>Day 4- LO: To explore figurative language</p> <p>In this lesson, we will analyse a piece of figurative language used to describe Re del Cielo.</p> <p>https://classroom.thenational.academy/lessons/to-explore-figurative-language-c4w3cd</p>	<p>Day 4- LO: To practise and apply knowledge of suffixes: -ous, including test</p> <p>In this lesson, we will be practising and applying knowledge of the -ous suffixes.</p> <p>https://classroom.thenational.academy/lessons/to-practise-and-apply-knowledge-of-suffixes-ous-including-test-c9gkgt</p>
<p>Day 5- LO: To generate and explore themes</p>	<p>Day 5 – LO: To applying suffixes in writing</p>

<p>In this lesson, we will use the text to analyse statements about the book. We will use this analysis to discuss themes of the story.</p> <p>https://classroom.thenational.academy/lessons/to-generate-and-explore-themes-64wk8c</p>	<p>In this lesson, you will write sentences including words with each of the following suffixes: -tion (x1), -sion (x1), -ssion (x1), -cian (x1) and -ous (x1).</p>
<p style="text-align: center;">Writing Tasks/Lessons</p> <p style="text-align: center;">The BFG by Roald Dahl</p>	<p style="text-align: center;">Maths Tasks/lessons</p> <p style="text-align: center;">Multiplication and division</p>
<p>Day 1- LO: Write up a non-fiction report about tea</p> <p>Include: Introduction Where tea comes from / where it is grown Types of tea you can get The process of tea making How the workers are treated and how Fairtrade helps them Conclusion</p>	<p>Day 1- Simple Dividing</p> <p>LO: To be able to divide a 2-digit number by a 1-digit number without regrouping.</p> <div style="display: flex; justify-content: space-around; align-items: center;"> <div style="text-align: center;">  Maths Lesson 6.pptx </div> <div style="text-align: center;">  Lesson 6 - Maths sheet.pdf </div> </div>
<p>Day 2- LO: To identify the main characters and the setting in a visual narrative</p> <p>In this lesson, we will identify the main characters and the setting in a visual narrative based on a book by Roald Dahl. We will then sketch and label the setting with ambitious adjectives. For this lesson, you will need an exercise book, or some paper and a pencil. A ruler would also be helpful to have for labelling the sketch.</p>	<p>Day 2- Dividing with Regrouping</p> <p>LO: To be able to divide a 2-digit number by a 1-digit number with regrouping.</p> <div style="display: flex; justify-content: space-around; align-items: center;"> <div style="text-align: center;">  Maths lesson 7.pptx </div> <div style="text-align: center;">  Lesson 7 - Maths sheet.pdf </div> </div>

<https://classroom.thenational.academy/lessons/to-identify-the-main-characters-and-the-setting-in-a-visual-narrative-c8w68t>

Day 3- LO: To explore simple sentences

In this lesson, we will recap what a verb is, define a simple sentence as a main clause that makes sense on its own and write our very own simple sentences. For this lesson, you will need an exercise book or some paper and a pencil.

<https://classroom.thenational.academy/lessons/to-explore-simple-sentences-cmwp8r>

Day 3- Dividing with Regrouping

LO: To be able to divide a 2-digit number by a 1-digit number with regrouping, using the standard algorithm.



Maths lesson
8.pptx



Lesson 8 - Maths
sheet.pdf

Day 4- LO: To sequence and retell the opening

In this lesson, we will recap word class. We will then watch the opening scene of The BFG again and sequence and retell the main events. Finally, we will generate adjectives to describe how Sophie is feeling during the opening. For this lesson, you will need an exercise book or paper and a pencil.

<https://classroom.thenational.academy/lessons/to-sequence-and-retell-the-opening-6nhkd>

Day 4- Solving Word Problems

LO: To be able to solve word problems involving multiplication.



Maths lesson
9.pptx



Lesson 9 - Maths
worksheet.pdf

Day 5- LO: To develop a rich understanding of words associated with night time

In this lesson, we will introduce new vocabulary, identify word pairs and synonyms and apply the vocabulary in sentences.

<https://classroom.thenational.academy/lessons/to-develop-a-rich-understanding-of-words->

Day 5- Solving Word Problems

LO: To be able to solve word problems involving division.

[associated-with-night-time-60r3gc](#)



Maths lesson
10.pptx



Lesson 10 - Maths
sheet.pdf

Science Tasks/Lessons
Chemistry- Rocks and Soils

Learning Tree (*History or Geography*) Tasks/lessons

Set In Stone

Day 1- Rocks – characteristics and uses.

LO: To explore the characteristics and physical properties of rocks and what makes them ideal for certain uses.

Rad the information about the characteristic and properties of the 6 rocks. Then using this knowledge, decide what rock would be most appropriate for the various items and explain your reasons.



Uses of rocks
worksheet.docx

Day 1- Skills lesson: UK cities and 8 points of the compass

- 1) Try to label the UK cities on the blank map. Do you best to do this from your own knowledge, then check answers and add to /correct your map using the map on the Directions worksheet.
- 2) Complete Direction worksheet, which focuses on using the 8 points of the compass.



Map of UK
cities.docx



Direction and 8
points of the compaad4c209c1e9e3f627c



Foundation Subjects (if applicable for this term)

PE –Yoga

Warm up

[https://content.twinkl.co.uk/resource/51/3f/t-p-1768-ks2-wellbeing-using-yoga-and-meditation-to-help-improve-wellbeing_ver_1.mp4? token =exp=1612182662~acl=%2Fresource%2F51%2F3f%2Ft-p-1768-ks2-wellbeing-using-yoga-and-meditation-to-help-improve-wellbeing_ver_1.mp4%2A~hmac=067520544f5d8d88360ae1a222f5a50fcdc1863228100d1e457cc6893922bb29](https://content.twinkl.co.uk/resource/51/3f/t-p-1768-ks2-wellbeing-using-yoga-and-meditation-to-help-improve-wellbeing_ver_1.mp4?token=exp=1612182662~acl=%2Fresource%2F51%2F3f%2Ft-p-1768-ks2-wellbeing-using-yoga-and-meditation-to-help-improve-wellbeing_ver_1.mp4%2A~hmac=067520544f5d8d88360ae1a222f5a50fcdc1863228100d1e457cc6893922bb29)

30 minute Yoga and Mindfulness for beginners

<https://youtu.be/9XBnftTBmAk>

Art – Stonehenge Art – Painting

Look at the paintings I have attached for some ideas and inspiration. You will need to decide if you are going to use warm colours or cool colours (see pictures and colours chart attached in the Word document). You will also need some black paper – you could always use felt tip, very dark black pencil or chalk to colour pieces of white paper for your Stonehenge display.



Stonehenge Art -
painting.docx

French - Recap of classroom items and numbers

Computing – Scratch: Drawing



Lesson
Presentation Drawir



ICT drawing activity
(coding).docx

PSHE- All Around Me

I roll with my role

LO: To explore my role as a citizen in my community

In this lesson, you will explore the roles and responsibilities that you, as a citizen, have in your community. You will then create a video that outlines your role, alongside the main responsibilities you have.

<https://classroom.thenational.academy/lessons/i-roll-with-my-role-65h3qr>

RE- Advert for the Bible

-You will pretend that you are working for the 'Global Bible Book Seller' company and they have been asked to design an advert to sell the Bible.

-You can pick an age group to advertise the Bible for i.e. toddler bible, kids, teenager, adult.

-Use what you have learnt i.e. what the Bible means to Christians, how you can use the Bible, what's in the Bible, what makes it such a popular book and metaphors for the Bible.



Advert for the
Bible.pptx

Music – Pulse and Rhythm

LO: I can explore 4 beats in a bar

In this lesson, we are going to explore how music is organised and look at music with 4 beats in a bar.

<https://classroom.thenational.academy/lessons/exploring-4-beats-in-a-bar-cgwk2t>

Staying Safe Online

Additional learning resources parents may wish to engage with

add and take away depending on year group.

- [BBC Bitesize](#) - Lots of videos and learning opportunities for all subjects.
- [Classroom Secrets Learning Packs](#) - Reading, writing and maths activities for different ages.
- [Twinkl](#) - Click on the link and sign up using your email address and creating a password. Use the offer code UKTWINKLHELPS.
- [White Rose Maths](#) online maths lessons. Watch a lesson video and complete the worksheet (can be downloaded and completed digitally).
- [Times Table Rockstars](#). Your child can access this programme with their school login. On Times Table Rockstars, children should aim to play Soundcheck for 20 minutes daily.
- IXL online. <https://uk.ixl.com/>
- [Mastery Mathematics Learning Packs](#). Take a look at the mastery mathematics home learning packs with a range of different activities and lessons.
- Talk4writng - <https://www.talk4writing.com/wp-content/uploads/2020/06/Y3-Unicorn-F.pdf> an excellent resource to support your child's speaking and listening, reading and writing skills.

Printable sheets/resources:

Spelling

Year 3 and 4 Common Exception Words

Aa	breath	consider	enough	group	island	natural	popular	Rr	surprise
accident	breathe	continue	exercise	guard	Kk	naughty	position	recent	Tt
accidentally	build	Dd	experience	guide	knowledge	notice	possess	regular	therefore
actual	busy	decide	extreme	Hh	Ll	Oo	possession	reign	though
actually	business	describe	Ff	heard	learn	occasion	possible	remember	thought
address	Cc	different	famous	heart	length	occasionally	potatoes	Ss	through
although	calendar	difficult	favourite	height	library	often	pressure	sentence	Vv
answer	caught	disappear	February	history	Mm	opposite	probably	separate	various
appear	centre	Ee	forward	Ii	material	ordinary	promise	special	Ww
arrive	century	early	forwards	imagine	medicine	Pp	purpose	straight	weight
Bb	certain	earth	fruit	increase	mention	particular	Qq	strange	woman
believe	circle	eight	Gg	important	minute	peculiar	quarter	strength	women
bicycle	complete	eighth	grammar	interest	Nn	perhaps	question	suppose	


visit [twinkl.com](https://www.twinkl.com)

Year 3 and 4 Statutory Spellings

accident	caught	eighth	heard	minute	possible	strange
accidentally	centre	enough	heart	natural	potatoes	strength
actual	century	exercise	height	naughty	pressure	suppose
actually	certain	experience	history	notice	probably	surprise
address	circle	experiment	imagine	occasion	promise	therefore
answer	complete	extreme	increase	occasionally	purpose	though
appear	consider	famous	important	often	quarter	although
arrive	continue	favourite	interest	opposite	question	thought
believe	decide	February	island	ordinary	recent	through
bicycle	describe	forward	knowledge	particular	regular	various
breath	different	forwards	learn	peculiar	reign	weight
breathe	difficult	fruit	length	perhaps	remember	woman
build	disappear	grammar	library	popular	sentence	women
busy	early	group	material	position	separate	
business	earth	guard	medicine	possess	special	
calendar	eight	guide	mention	possession	straight	

Arithmetic



Arithmetic Day
1.pptx



Arithmetic Day
2.pptx



Arithmetic Day
3.pptx



Arithmetic Day
4.pptx



Arithmetic Day
5.pptx