

# Yew Tree Primary Academy

Class Elm

Remote Learning

W/C 22<sup>nd</sup> February 2021



## English

### **Writing:**

The BFG – Roald Dahl

### **SPaG:**

Suffixes: -ial -ic -  
ary/ery

## Reading

There's A Boy In The  
Girls' Bathroom by  
Louis Sachar

## Geography

N/A

## PE

Fitness – Joe Wicks

## RE

Jesus' special  
friends, the  
disciples

# Elm Class

## French

Los Ojetes de  
classe

## History

Skara Brae

## DT

Structures – Castles  
Features of a castle

## Computing

Regular polygons  
on Scratch

## Maths

Multiplication and  
division word problems

Length

## PSHE

We are a jigsaw -  
recognise the different  
groups that make up  
and contribute to a  
community.

## Science

Fossils

### Suggested Daily Timetable

<u>Time</u>	<u>Lesson/Activity</u>
9-9.20 or 20 minutes	<b>Arithmetic / 4 a day</b> Complete the Arithmetic questions set.
9.20-9.30 or 10 minutes	<b>Reading</b> Read a book of your choice for 10 minutes.
9.30-10:15 or 45 minutes	<b>Maths</b> Follow each daily lesson objective in order of the days. There is a sequence for you to follow. If you have missed a lesson, please still follow in the right order. Listen to the voiceovers on the Powerpoint as you work through the activities. There are sheets attached to complete.
10.15-10.30 or 15 minutes	<b>Break</b> Have a break and move around. Go outside or do some exercise. Have some snack and a rest.
10.45-11.15 or 30 minutes	<b>English Reading Comprehension</b> Follow the lessons in order as all of the lessons are in a sequence.
11.15-12.00 or 45 minutes	<b>English Writing Session</b> Follow the lessons in order as all of the lessons are in a sequence
12.00 – 12.15 or 15 minutes	<b>Handwriting</b> Complete one handwriting sheet or activity per day.
12.15-1.00 or 45 minutes	<b>Lunch</b> Have your lunch. Go outside and get some fresh air or watch some TV and relax.
1.00-1.30 – 30 minutes	<b>Spelling / SPAG</b> Follow the lessons in order as all of the lessons are in a sequence.
1.30 -2.00 or 30 minutes	<b>Foundation Subject 1</b> Complete one of the activities for either Science, History, Geography, Art/DT, French, Computing, RE, PE or Music.
2.00-2.30 or 30 minutes	<b>Foundation Subject 2</b> Complete one of the activities for either Science, History, Geography, Art/DT, French, Computing, RE, PE or Music.
2.30-2.50 or 20 minutes	<b>TT Rockstars</b> Practice your times tables!
2.50-3.10 or 20 minutes	<b>Reading</b> Choose a book and a quiet place to read



# Yew Tree Primary Academy

## Remote Learning

Year 3

W/C 22<sup>nd</sup> February 2021

### Reading Tasks/Lessons

**There's A Boy In The Girls' Bathroom by Louis Sachar**

Day 1- LO: To engage with the text  
In this lesson, we will engage with the text and read the first chapter together.

<https://classroom.thenational.academy/lessons/to-engage-with-the-text-cnkhcd>

**Day 2- LO:** [To analyse a character \(Bradley\)](#)

### Spelling/phonics Tasks/Lessons




**Suffixes: -ial -ic -ary/ery**






Day 1- LO: To investigate suffixes: -ial  
In this lesson, we will be investigating the -ial suffix and set spelling words to learn.

<https://classroom.thenational.academy/lessons/to-investigate-suffixes-ial-6wvk6c>

**Day 2-** LO: To practise and apply knowledge of suffixes: -ial, including test

<p>Day 2 – LO: To analyse a character (Bradley) In this lesson, we will investigate one of the two main characters, Bradley.</p> <p><a href="https://classroom.thenational.academy/lessons/to-analyse-a-character-bradley-cgvk8c">https://classroom.thenational.academy/lessons/to-analyse-a-character-bradley-cgvk8c</a></p>	<p>In this lesson, we will be practising and applying knowledge of the -ial suffixes.</p> <p><a href="https://classroom.thenational.academy/lessons/to-practise-and-apply-knowledge-of-suffixes-ial-including-test-6xgk4d">https://classroom.thenational.academy/lessons/to-practise-and-apply-knowledge-of-suffixes-ial-including-test-6xgk4d</a></p>
<p><b>Day 3- LO: <a href="#">To analyse a character (Jeff)</a></b> In this lesson, we will investigate one of the two main characters, Jeff.</p> <p><a href="https://classroom.thenational.academy/lessons/to-analyse-a-character-jeff-c9k6cd">https://classroom.thenational.academy/lessons/to-analyse-a-character-jeff-c9k6cd</a></p>	<p><b>Day 3- LO: <a href="#">To investigate the suffix -ic</a></b> In this lesson, we will be investigating the -ic suffix and set spelling words to learn.</p> <p><a href="https://classroom.thenational.academy/lessons/to-investigate-the-suffix-ic-c4u3ac">https://classroom.thenational.academy/lessons/to-investigate-the-suffix-ic-c4u3ac</a></p>
<p><b>Day 4- LO: <a href="#">To explore Bradley further</a></b> In this lesson, we will investigate Bradley further and explore his personality in greater detail,</p> <p><a href="https://classroom.thenational.academy/lessons/to-explore-bradley-further-c9k38d">https://classroom.thenational.academy/lessons/to-explore-bradley-further-c9k38d</a></p>	<p><b>Day 4- LO: <a href="#">To practise and apply knowledge of the suffix: -ic, including test</a></b> In this lesson, we will be practising and applying knowledge of the -ic suffixes.</p> <p><a href="https://classroom.thenational.academy/lessons/to-practise-and-apply-knowledge-of-the-suffix-ic-including-test-cgrk8d">https://classroom.thenational.academy/lessons/to-practise-and-apply-knowledge-of-the-suffix-ic-including-test-cgrk8d</a></p>
<p><b>Day 5- LO: <a href="#">To explore a theme</a></b> In this lesson, we will analyse the theme of 'fitting in'.</p> <p><a href="https://classroom.thenational.academy/lessons/to-explore-a-theme-c8vkgt">https://classroom.thenational.academy/lessons/to-explore-a-theme-c8vkgt</a></p>	<p><b>Day 5 – LO: <a href="#">To investigate suffixes -ary/-ery</a></b> In this lesson, we will be investigating the -ery and -ary suffixes and set spelling words to learn.</p> <p><a href="https://classroom.thenational.academy/lessons/to-investigate-suffixes-ary-ery-68w6ce">https://classroom.thenational.academy/lessons/to-investigate-suffixes-ary-ery-68w6ce</a></p>

<p style="text-align: center;"><b>Writing Tasks/Lessons</b></p> <p style="text-align: center;"><b>The BFG by Roald Dahl</b></p>	<p style="text-align: center;"><b>Maths Tasks/lessons</b></p> <p style="text-align: center;"><b>Multiplication and division</b></p>
<p><b>Day 1- <a href="#">To generate vocabulary for character description</a></b></p> <p>In this lesson, we will think about different ways of referring to the characters introduced in the opening scene of The BFG. We will then generate adjectives to describe the appearance and personality of the characters. For this lesson, you will need an exercise book or paper, a pencil and a ruler.</p> <p><a href="https://classroom.thenational.academy/lessons/to-generate-vocabulary-for-character-description-6rtkct">https://classroom.thenational.academy/lessons/to-generate-vocabulary-for-character-description-6rtkct</a></p>	<p><b>Day 1- Solving Word Problems</b></p> <p><b>LO:</b> To be able to solve multi-step word problems involving division.</p> <div style="display: flex; justify-content: space-around; align-items: center;"> <div style="text-align: center;">             Lesson 1 - Word Problems.pptx         </div> <div style="text-align: center;">             Maths lesson 1.pdf         </div> </div>
<p><b>Day 2- <a href="#">To analyse the opening scene</a></b></p> <p>In this lesson, we will analyse the opening scene of The BFG and generate vocabulary to describe the setting, what we can hear and what we can see. We will then think about how we feel when we watch the opening and how we can reflect this in our writing. For this lesson, you will need an exercise book or paper and a pencil.</p> <p><a href="https://classroom.thenational.academy/lessons/to-analyse-the-opening-scene-70u36t">https://classroom.thenational.academy/lessons/to-analyse-the-opening-scene-70u36t</a></p>	<p><b>Day 2- Revision Questions</b></p> <p><b>LO:</b> To be able to use knowledge of multiplication and division to solve problems.</p> <div style="text-align: center;">             Lesson 2 - Revision Questions.pdf         </div>
<p><b>Day 3- <a href="#">To write the first part of the opening (Part 1)</a></b></p> <p>In this lesson, we will learn about fronted adverbials and recap the purpose of an opening. We will then watch and order the first part of the opening. Following shared writing, you will write the first part of the opening. For this lesson, you will</p>	<p><b>Day 3- Review Multiplication and Division (Review of our previous Chapter - Chapter 3)</b></p>

<p>need an exercise book or paper and a pencil. Happy writing!</p> <p><a href="https://classroom.thenational.academy/lessons/to-write-the-first-part-of-the-opening-part-1-6ctp6c">https://classroom.thenational.academy/lessons/to-write-the-first-part-of-the-opening-part-1-6ctp6c</a></p>	 <p>Review of Multiplication and E</p>
<p><b>Day 4</b> <a href="#">To write the first part of the opening (Part 2)</a></p> <p>In this lesson, we will practise extending sentences using joining words. Following shared writing, we will carry on writing the first part of the opening. For this lesson, you will need an exercise book or paper and a pencil. It would also be useful to have your writing from last lesson next to you. Happy writing!</p> <p><a href="https://classroom.thenational.academy/lessons/to-write-the-first-part-of-the-opening-part-2-ccr36t">https://classroom.thenational.academy/lessons/to-write-the-first-part-of-the-opening-part-2-ccr36t</a></p>	<p><b>Day 4- Length: Writing Length in metres and centimetres</b></p> <p>LO: To be able to read and write length and height in metres and centimetres.</p>   <p>Lesson 4 - Writing length in metrs and mathsnoproblem_w orkbook-3a_chapter</p>
<p><b>Day 5- <a href="#">To write the second part of the opening (Part 1)</a></b></p> <p>In this lesson, we will watch and order the second part of the opening. We will also look at ways to show not tell. Following shared writing, we will write the second part of the opening. For this lesson, you will need an exercise book or paper and a pencil. Happy writing!</p> <p><a href="https://classroom.thenational.academy/lessons/to-write-the-second-part-of-the-opening-part-1-crtk4c">https://classroom.thenational.academy/lessons/to-write-the-second-part-of-the-opening-part-1-crtk4c</a></p>	<p><b>Day 5- Writing length in centimetres</b></p> <p>LO: To be able to read and write length and height in centimetres.</p>   <p>lesson 5.pptx      lesson 5.pdf</p>

Science Tasks/Lessons  
Chemistry- Rocks and Soils

Learning Tree (*History or Geography*) Tasks/lessons

Set In Stone

Day 1- Fossils

- 1) Watch the video

What are fossils?

[https://bpes.s3.amazonaws.com/1517583279-1517583157-BP\\_Beach\\_Y6\\_2\\_Fossils.mp4\\_1280x720\\_4.mp4](https://bpes.s3.amazonaws.com/1517583279-1517583157-BP_Beach_Y6_2_Fossils.mp4_1280x720_4.mp4)

- 2) Watch the video

Introducing rocks and fossils – Lyme Regis on the Dorset Coast

[https://bpes.s3.amazonaws.com/1517583277-1517583113-BP\\_Beach\\_Y6\\_1\\_Intro.mp4\\_1280x720\\_4.mp4](https://bpes.s3.amazonaws.com/1517583277-1517583113-BP_Beach_Y6_1_Intro.mp4_1280x720_4.mp4)

- 3) You can refer the fossilisation process in the ppt below



Lesson  
Presentation Fantas

- 4) Complete the activity sheet – fossilisation process

Day 1- Skara Brae

LO: To demonstrate an understanding of what and when the Stone Age was.

To select relevant information about Skara Brae.

Design a pamphlet based on the information I have discovered.

All tasks are on the powerpoint



Skara Brae ppt  
newest.pptx

- 1) Watch the video clip

<https://www.youtube.com/watch?v=3s-MnvKlqb8>

- 2) Describe the location of Skara Brae using the map (remember to use the 8 points of the compass)



Map showing  
location of Skara Br





Activity Sheet  
Fossilisation Process

5) Match the living things to their fossils



Fossil\_flash\_cards -  
Match the living thir

Optional extra activity:

6) Match the dinosaurs to their fossils



Dinosaurs and  
Their Fossils Sort Ca

3) Complete Skara Brae worksheet once you have looked at the ppt slides and watched the Youtube clip



Skara Brae  
information sheet.d

<https://www.youtube.com/watch?v=de4kOrOaNyI>

4) You must design a pamphlet for visitors to the heritage site which tells them all about Skara Brae's history (see powerpoint above for more details).

### Foundation Subjects (if applicable for this term)

PE –

Joe Wicks' Body Coach on You Tube Channel for your daily instalment of "PE with Joe" These are ideal to complete at home, especially if the weather is

bad. They are designed to get your heart rate up and get you ready for the day.

### **DT** - Structures: Castles

Lesson 1 : Features of a castle

LO: I can identify features of a castle.



Lesson 1 – Features  
of a castle.pptx



Activity Cut and  
glue castle.pdf

<https://kapowprimary-4.wistia.com/medias/rgqujee52y>

Use this link if it doesn't work in the ppt.

### **French** - Les Objets de Classe



y3 worksheet  
classroom objects w



FrenchBagItemsEdu  
candy.pdf



Knowledge  
Organiser - French.ç

### **Computing** – Coding – Scratch

LO: To use regular polygons in Scratch



Lesson  
Presentation Regula



Activity Sheet  
Regular Polygons in

### **PSHE- All Around Me**

#### **[We are a jigsaw](#)**

In today's lesson, you will be able to recognise the different groups that make up and contribute to a community.

<https://classroom.thenational.academy/lessons/we-are-a-jigsaw-6cv3ed>

### **RE- Easter – Jesus' Special Friends**

LO: To explore who Jesus' special friends were.

To reflect on the qualities they would want in special friends.



Lesson 1 - Jesus'  
special friends.pptx

### **Music – Pulse and Rhythm**

#### **LO: [Exploring 2 beats in a bar](#)**

In this lesson, we are going to explore music with 2 beats in a bar.

<https://classroom.thenational.academy/lessons/exploring-2-beats-in-a-bar-6xk34d>

## Staying Safe Online

## Additional learning resources parents may wish to engage with

*add and take away depending on year group.*

- [BBC Bitesize](#) - Lots of videos and learning opportunities for all subjects.
- [Classroom Secrets Learning Packs](#) - Reading, writing and maths activities for different ages.
- [Twinkl](#) - Click on the link and sign up using your email address and creating a password. Use the offer code UKTWINKLHELPS.
- [White Rose Maths](#) online maths lessons. Watch a lesson video and complete the worksheet (can be downloaded and completed digitally).
- [Times Table Rockstars](#). Your child can access this programme with their school login. On Times Table Rockstars, children should aim to play Soundcheck for 20 minutes daily.
- IXL online. <https://uk.ixl.com/>
- [Mastery Mathematics Learning Packs](#). Take a look at the mastery mathematics home learning packs with a range of different activities and lessons.
- Talk4writng - <https://www.talk4writing.com/wp-content/uploads/2020/06/Y3-Unicorn-F.pdf> an excellent resource to support your child's speaking and listening, reading and writing skills.

**Printable sheets/resources:**

**Spelling**

## Year 3 and 4 Common Exception Words

<b>Aa</b>	breath	consider	enough	group	island	natural	popular	<b>Rr</b>	surprise
accident	breathe	continue	exercise	guard	<b>Kk</b>	naughty	position	recent	<b>Tt</b>
accidentally	build	<b>Dd</b>	experience	guide	knowledge	notice	possess	regular	therefore
actual	busy	decide	extreme	<b>Hh</b>	<b>Ll</b>	<b>Oo</b>	possession	reign	though
actually	business	describe	<b>Ff</b>	heard	learn	occasion	possible	remember	thought
address	<b>Cc</b>	different	famous	heart	length	occasionally	potatoes	<b>Ss</b>	through
although	calendar	difficult	favourite	height	library	often	pressure	sentence	<b>Vv</b>
answer	caught	disappear	February	history	<b>Mm</b>	opposite	probably	separate	various
appear	centre	<b>Ee</b>	forward	<b>Ii</b>	material	ordinary	promise	special	<b>Ww</b>
arrive	century	early	forwards	imagine	medicine	<b>Pp</b>	purpose	straight	weight
<b>Bb</b>	certain	earth	fruit	increase	mention	particular	<b>Qq</b>	strange	woman
believe	circle	eight	<b>Gg</b>	important	minute	peculiar	quarter	strength	women
bicycle	complete	eighth	grammar	interest	<b>Nn</b>	perhaps	question	suppose	

## Year 3 and 4 Statutory Spellings

accident	caught	eighth	heard	minute	possible	strange
accidentally	centre	enough	heart	natural	potatoes	strength
actual	century	exercise	height	naughty	pressure	suppose
actually	certain	experience	history	notice	probably	surprise
address	circle	experiment	imagine	occasion	promise	therefore
answer	complete	extreme	increase	occasionally	purpose	though
appear	consider	famous	important	often	quarter	although
arrive	continue	favourite	interest	opposite	question	thought
believe	decide	February	island	ordinary	recent	through
bicycle	describe	forward	knowledge	particular	regular	various
breath	different	forwards	learn	peculiar	reign	weight
breathe	difficult	fruit	length	perhaps	remember	woman
build	disappear	grammar	library	popular	sentence	women
busy	early	group	material	position	separate	
business	earth	guard	medicine	possess	special	
calendar	eight	guide	mention	possession	straight	

Arithmetic



Arithmetic - Day  
1.pptx



Arithmetic - Day  
2.pptx



Arithmetic - Day  
3.pptx



Arithmetic - Day  
4.pptx



Arithmetic - Day  
5.pptx