

# Yew Tree Primary Academy

Class: Elm/ Yr 3

Remote Learning Planning

W/C 1st February 2021



## English

**Writing:** Cloud Tea Monkeys

**Non-fiction report writing**

- Conjunctions
- 4 sentence types
- Adverbs

## **SPaG:**

Suffixes: -ate -en -ify -ise

Suffixes: -tion -ity -ness

## Reading

Into The Forest by Anthony Browne

## Geography

N/A

## PE

Yoga

## Music

Pulse and Metre 1

## RE

Why the Bible is so important to Christian.

# Elm Class

## French

Classroom Items

## History

What can artefacts from the Stone Age tell us about how people lived during the different periods?

## Art and DT

Stonehenge Models

## Computing

Turtle Logo Coding – Pen up and pen down.

## Maths

Further Multiplication and Division

Arithmetic / 4 a day

TT Rockstars

## PSHE

All around us – Community Care

## Science

Recap on formation of sedimentary, igneous and metamorphic rocks, using chocolate.

To investigate and classify different groups of rocks.

## Suggested Daily Timetable

<u>Time</u>	<u>Lesson/Activity</u>
9-9.20 or 20 minutes	<b>Arithmetic / 4 a day</b> Complete the Arithmetic questions set.
9.20-9.30 or 10 minutes	<b>Reading</b> Read a book of your choice for 10 minutes.
9.30-10:15 or 45 minutes	<b>Maths</b> Follow each daily lesson objective in order of the days. There is a sequence for you to follow. If you have missed a lesson, please still follow in the right order. Listen to the voiceovers on the Powerpoint as you work through the activities. There are sheets attached to complete.
10.15-10.30 or 15 minutes	<b>Break</b> Have a break and move around. Go outside or do some exercise. Have some snack and a rest.
10.45-11.15 or 30 minutes	<b>English Reading Comprehension</b> Follow the lessons in order as all of the lessons are in a sequence.
11.15-12.00 or 45 minutes	<b>English Writing Session</b> Follow the lessons in order as all of the lessons are in a sequence
12.00 – 12.15 or 15 minutes	<b>Handwriting</b> Complete one handwriting sheet or activity per day.
12.15-1.00 or 45 minutes	<b>Lunch</b> Have your lunch. Go outside and get some fresh air or watch some TV and relax.
1.00-1.30 – 30 minutes	<b>Spelling / SPAG</b> Follow the lessons in order as all of the lessons are in a sequence.
1.30 -2.00 or 30 minutes	<b>Foundation Subject 1</b> Complete one of the activities for either Science, History, Geography, Art/DT, French, Computing, RE, PE or Music.
2.00-2.30 or 30 minutes	<b>Foundation Subject 2</b> Complete one of the activities for either Science, History, Geography, Art/DT, French, Computing, RE, PE or Music.
2.30-2.50 or 20 minutes	<b>TT Rockstars</b> Practice your times tables!
2.50-3.10 or 20 minutes	<b>Reading</b> Choose a book and a quiet place to read



# Yew Tree Primary Academy

## Remote Learning

Year 3

W/C 1st February 2021

### Reading Tasks/Lessons

**Into the Forest by Anthony Browne**

### Spelling/phonics Tasks/Lessons

**Suffixes: -ate -en -ify -ise**

**Suffixes: -tion -ity -ness**

**Day 1-** To engage with a text

In this lesson, we will introduce the text and learn about its author.

<https://classroom.thenational.academy/lessons/to-engage-with-a-text-6tj3jd>

**Day 1-** To investigate suffixes (-ate, -en)

In this lesson, we will be investigating the -ate and -en suffixes and set spelling words to learn.

<https://classroom.thenational.academy/lessons/to-investigate-suffixes-ate-en-6dj34d>

**Day 2-** To answer questions on a text

In this lesson, we will answer questions exploring the first part of the text.







<https://classroom.thenational.academy/lessons/to-answer-questions-on-a-text-c8tp2t>





**Day 2-** To practise and apply knowledge of suffixes (-ate, -en)

In this lesson, we will be practising and applying knowledge of the -ate and -en suffixes.

<https://classroom.thenational.academy/lessons/to-practise-and-apply-knowledge-of-suffixes->

	<a href="#">ate-en-chjp6c</a>
<p><b>Day 3- To answer questions on a text</b>  In this lesson, we will answer questions exploring the text.  <a href="https://classroom.thenational.academy/lessons/to-answer-questions-on-a-text-61k66r">https://classroom.thenational.academy/lessons/to-answer-questions-on-a-text-61k66r</a></p>	<p><b>Day 3- To investigate suffixes (-tion, -ity, -ness)</b>  In this lesson, we will be investigating the -ity and -ness suffixes and set spelling words to learn.    <a href="https://classroom.thenational.academy/lessons/to-investigate-suffixes-tion-ity-ness-6ngk6d">https://classroom.thenational.academy/lessons/to-investigate-suffixes-tion-ity-ness-6ngk6d</a></p>
<p><b>Day 4- To answer questions on a text</b>  In this lesson, we will answer questions exploring ending.    <a href="https://classroom.thenational.academy/lessons/to-answer-questions-on-a-text-6mv3cr">https://classroom.thenational.academy/lessons/to-answer-questions-on-a-text-6mv3cr</a></p>	<p><b>Day 4- To practise and apply knowledge of suffixes (-tion, -ity, -ness)</b>  In this lesson, we will be practising and applying knowledge of the -ity and -ness suffixes.    <a href="https://classroom.thenational.academy/lessons/to-practise-and-apply-knowledge-of-suffixes-tion-ity-ness-6mwk6t">https://classroom.thenational.academy/lessons/to-practise-and-apply-knowledge-of-suffixes-tion-ity-ness-6mwk6t</a></p>
<p><b>Day 5- To analyse the author's use of colour.</b>  In this lesson, we will explore and discuss Anthony Browne's use of colour throughout the book.    <a href="https://classroom.thenational.academy/lessons/to-analyse-the-authors-use-of-colour-c4rkgc">https://classroom.thenational.academy/lessons/to-analyse-the-authors-use-of-colour-c4rkgc</a></p>	<p><b>Day 5 – Applying suffixes in writing</b>  In this lesson, you will write 6 sentences using -tion (x2), -ity (x2) and -ness (x2)</p>
<p><b>Writing Tasks/Lessons</b></p> <p><b>Cloud Tea Monkeys (Continued)</b></p>	<p><b>Maths Tasks/lessons</b></p> <p><b>Further Multiplication and Division</b></p>
<p><b>Day 1- Cloud Tea Monkeys Lesson 6</b></p> <p>LO: I can research facts and answer questions about tea to help me write the first section of my non-fiction report about tea, using all sentence types.</p>	<p><b>Day 1- Multiplying by 2-digit numbers</b></p> <p>LO: To be able to multiply multiples of 10 by a 1-digit number.</p>

<p><a href="https://player.vimeo.com/play/1727537527?s=403832952_1611998834_af3f20fd24da8d69fb2ec07c51a6eec&amp;loc=external&amp;context=Vimeo%5CController%5CApi%5CResources%5CUser%5CAlbum%5CVideosController.&amp;download=1&amp;filename=Cloud%2BTea%2BMonkeys%2BSession%2B6139.mp4">https://player.vimeo.com/play/1727537527?s=403832952_1611998834_af3f20fd24da8d69fb2ec07c51a6eec&amp;loc=external&amp;context=Vimeo%5CController%5CApi%5CResources%5CUser%5CAlbum%5CVideosController.&amp;download=1&amp;filename=Cloud%2BTea%2BMonkeys%2BSession%2B6139.mp4</a></p>	<div style="display: flex; justify-content: space-around; align-items: center;"> <div style="text-align: center;">  Lesson 1.pptx         </div> <div style="text-align: center;">  Lesson 1.docx         </div> </div>
<p><b>Day 2- Cloud Tea Monkeys Lesson 7</b></p> <p>LO: Using facts and statements, I can write the main body of my report about the kinds of tea and where they are grown.</p> <p><a href="https://player.vimeo.com/play/1730424990?s=404393281_1611998834_f02c6420fead01e848dd5adef0872e6d&amp;loc=external&amp;context=Vimeo%5CController%5CApi%5CResources%5CUser%5CAlbum%5CVideosController.&amp;download=1&amp;filename=Cloud%2BTea%2BMonkeys%2BSession%2B7139.mp4">https://player.vimeo.com/play/1730424990?s=404393281_1611998834_f02c6420fead01e848dd5adef0872e6d&amp;loc=external&amp;context=Vimeo%5CController%5CApi%5CResources%5CUser%5CAlbum%5CVideosController.&amp;download=1&amp;filename=Cloud%2BTea%2BMonkeys%2BSession%2B7139.mp4</a></p>	<p><b>Day 2- Multiplying by 2-digit numbers</b></p> <p>LO: To be able to multiply a 2-digit number by a 1-digit number without regrouping.</p> <div style="display: flex; justify-content: space-around; align-items: center;"> <div style="text-align: center;">  Lesson 2.pptx         </div> <div style="text-align: center;">  Lesson 2.docx         </div> </div>
<p><b>Day 3- Cloud Tea Monkey Lesson 8</b></p> <p>LO: I can sort and sequence the tea making process.</p> <p>I can explain how tea is made in my report, using conjunctions.</p> <p><a href="https://player.vimeo.com/play/1732213233?s=404696082_1611998834_bba40bdf898d7d8ca42bf5dabc433397&amp;loc=external&amp;context=Vimeo%5CController%5CApi%5CResources%5CUser%5CAlbum%5CVideosController.&amp;download=1&amp;filename=Cloud%2BTea%2BMonkeys%2BSession%2B8139.mp4">https://player.vimeo.com/play/1732213233?s=404696082_1611998834_bba40bdf898d7d8ca42bf5dabc433397&amp;loc=external&amp;context=Vimeo%5CController%5CApi%5CResources%5CUser%5CAlbum%5CVideosController.&amp;download=1&amp;filename=Cloud%2BTea%2BMonkeys%2BSession%2B8139.mp4</a></p>	<p><b>Day 3- Multiplying by 2-digit numbers</b></p> <p>LO: To be able to multiply a 2-digit number by a 1-digit number without regrouping, using the standard algorithm.</p> <div style="display: flex; justify-content: space-around; align-items: center;"> <div style="text-align: center;">  lesson 3.pptx         </div> <div style="text-align: center;">  Lesson 3.docx         </div> </div>
<p><b>Day 4- Cloud Tea Monkeys Lesson 9</b></p> <p>LO: I can explain what Fair Trade is and how it helps tea pickers, using adverbs and conjunctions.</p> <p><a href="https://player.vimeo.com/play/1736017213?s=405420050_1611998834_d54c44408ec40102e5b044a0a630102b&amp;loc=external&amp;context=Vimeo%5CController%5CApi%5CResource">https://player.vimeo.com/play/1736017213?s=405420050_1611998834_d54c44408ec40102e5b044a0a630102b&amp;loc=external&amp;context=Vimeo%5CController%5CApi%5CResource</a></p>	<p><b>Day 4- Multiplying with regrouping</b></p> <p>LO: To be able to multiply a 2-digit number by a 1-digit number with regrouping, using the standard algorithm.</p>

<p><a href="https://player.vimeo.com/play/1736894792?s=405591915_1611998833_4139ce28205eb3db12e14ba3b38fbeb1&amp;loc=external&amp;context=Vimeo%5CController%5CApi%5CResources%5CUser%5CAlbum%5CVideosController.&amp;download=1&amp;filename=Cloud%2BTea%2BMonkeys%2BSession%2B9139.mp4">s%5CUser%5CAlbum%5CVideosController.&amp;download=1&amp;filename=Cloud%2BTea%2BMonkeys%2BSession%2B9139.mp4</a></p>	<div style="display: flex; justify-content: space-around; align-items: center;"> <div style="text-align: center;">               lesson 4.pptx         </div> <div style="text-align: center;">               Lesson 4.docx         </div> </div>
<p><b>Day 5- Cloud Tea Monkeys Lesson 10</b></p> <p>LO: I can write a title, introduction and conclusion for my non-fiction report about tea.</p> <p>I can write up and publish my report about tea.</p> <p>.</p> <p><a href="https://player.vimeo.com/play/1736894792?s=405591915_1611998833_4139ce28205eb3db12e14ba3b38fbeb1&amp;loc=external&amp;context=Vimeo%5CController%5CApi%5CResources%5CUser%5CAlbum%5CVideosController.&amp;download=1&amp;filename=Cloud%2BTea%2BMonkeys%2BSession%2B10139.mp4">https://player.vimeo.com/play/1736894792?s=405591915_1611998833_4139ce28205eb3db12e14ba3b38fbeb1&amp;loc=external&amp;context=Vimeo%5CController%5CApi%5CResources%5CUser%5CAlbum%5CVideosController.&amp;download=1&amp;filename=Cloud%2BTea%2BMonkeys%2BSession%2B10139.mp4</a></p>	<p><b>Day 5- Multiplying with regrouping</b></p> <p>To be able to multiply a 2-digit number by a 1-digit number with regrouping, using the standard algorithm.</p> <div style="display: flex; justify-content: space-around; align-items: center; margin-top: 20px;"> <div style="text-align: center;">               lesson 5.pptx         </div> <div style="text-align: center;">               Lesson 5.docx         </div> </div>

Science Tasks/Lessons Chemistry- Rocks and Soils	Learning Tree ( <i>History or Geography</i> ) Tasks/lessons Stone Age to Iron Age
<p><b>Day 1- Recap -To</b> explore how sedimentary, igneous and metamorphic rocks are formed, using chocolate</p> <p><a href="https://bpes.s3.amazonaws.com/1517583637-1517583303-">https://bpes.s3.amazonaws.com/1517583637-1517583303-</a></p>	<p><b>Day 1-</b> What can artefacts from the Stone Age tell us about how people lived during the different periods?</p> <p><a href="https://classroom.thenational.academy/lessons/what-can-artefacts-from-the-stone-age-tell-us-about-how-people-lived-during-the-different-periods-6wtk8c">https://classroom.thenational.academy/lessons/what-can-artefacts-from-the-stone-age-tell-us-about-how-people-lived-during-the-different-periods-6wtk8c</a></p>

[BP Beach Y3 3a Rocks.mp4 1280x720 4.mp4](#)

To investigate and classify different groups of rocks

<https://bpes.s3.amazonaws.com/1517583635-1517583300->

[BP Beach Y3 3b Rocks.mp4 1280x720 4.mp4](#)

Using the information sheet provided, produce a fact file about rocks based on their appearance and physical properties. The sheet will help you find lots of key facts, but for a couple of rocks, you may need to do some independent research!



Characteristics and  
properties of rocks.rocks informatio she



Descriptions of  
rocks informatio she



Science Factfile  
sheet.docx

- 1) Complete the activities in the video
- 2) Look at the artefacts cards attached and choose 3 to answer questions for. Once you have finished, you can look at the answers on the answer sheet on the last page after the artefacts cards.



Artefacts and  
Questions.docx



**PE** – Kids Yoga!

<https://youtu.be/X655B4ISakg>

If you are looking for more PE activities, in addition to the Yoga above, why not try Zumba Dance Party!

<https://youtu.be/FHo9QaJ1Dyl>

**Art** – Stonehenge Model

*Here are a few video clips to watch to get you started:*

**History of Stonehenge** <https://www.youtube.com/watch?v=APaIPPKFM-U>

<https://www.youtube.com/watch?v=wf7xwHFuH2o>

**National Geographic** <https://www.youtube.com/watch?v=iyOCfYd1hWg>

<https://www.youtube.com/watch?v=-6oxmxPKoSE>

**History bombs** <https://www.youtube.com/watch?v=wfCN8kNM7sw>

**Making your Stonehenge model:**

Watch this video <https://www.youtube.com/watch?v=E-BKBvpfNDU>

and maybe have a go at making your own Stonehenge ( or Spongehenge) model

- you will need sponge, cardboard, paint and glue.

## **French - Classroom items**



Classroom  
Items.docx



French lesson.pptx



Qu'est ce qu'il y a  
dans ton sac à dos

## **Computing** – Lesson 2 Turtle Logo Coding – Pen up and pen down.



Lesson  
Presentation



Pen up and pen  
Updown activity sheet.

## **PSHE- All Around Me**

### Lesson 1 - Community Care

In today's lesson, you will understand what a community is, explore the different types of communities (place, interest, action and practice) and consider the benefits of being a part of one.

<https://classroom.thenational.academy/lessons/community-care-cctp8c>

**RE-**



Why the Bible is so  
important to Chrstia

## Music – Pulse and Metre 1

[Understanding pulse and rhythm](#)

In this lesson, we are going to find the pulse and explore rhythm.

<https://classroom.thenational.academy/lessons/understanding-pulse-and-rhythm-chj3cr>

## Arithmetic, Handwriting and Statutory Spellings and Common Exception Words

### Handwriting

Day 1



Forming  
descenders accurate

Day 2



Forming double  
letters (ff).docx

Day 3



Practising joining  
to and from the lett

Day 4



Practising  
consistency in spaci

### Arithmetic

Day 1



Arithmetic - Day  
1.pptx

Day 2



Arithmetic - Day  
2.pptx

Day 3



Arithmetic - Day  
3.pptx

Day 4



Arithmetic - Day  
4.pptx

Day 5



Arithmetic - Day  
5.pptx

**Additional learning resources parents may wish to engage with**

*add and take away depending on year group.*

- [BBC Bitesize](#) - Lots of videos and learning opportunities for all subjects.
- [Classroom Secrets Learning Packs](#) - Reading, writing and maths activities for different ages.
- [Twinkl](#) - Click on the link and sign up using your email address and creating a password. Use the offer code UKTWINKLHELPS.
- [White Rose Maths](#) online maths lessons. Watch a lesson video and complete the worksheet (can be downloaded and completed digitally).
- [Times Table Rockstars](#). Your child can access this programme with their school login. On Times Table Rockstars, children should aim to play Soundcheck for 20 minutes daily.
- IXL online. <https://uk.ixl.com/>
- [Mastery Mathematics Learning Packs](#). Take a look at the mastery mathematics home learning packs with a range of different activities and lessons.
- Talk4writng - <https://www.talk4writing.com/wp-content/uploads/2020/06/Y3-Unicorn-F.pdf> an excellent resource to support your child's speaking and listening, reading and writing skills.

Spelling- Year 3/4 Statutory Spellings and Common Exception Words

## Year 3 and 4 Common Exception Words

<b>Aa</b>	breath	consider	enough	group	island	natural	popular	<b>Rr</b>	surprise
accident	breathe	continue	exercise	guard	<b>Kk</b>	naughty	position	recent	<b>Tt</b>
accidentally	build	<b>Dd</b>	experience	guide	knowledge	notice	possess	regular	therefore
actual	busy	decide	extreme	<b>Hh</b>	<b>Ll</b>	<b>Oo</b>	possession	reign	though
actually	business	describe	<b>Ff</b>	heard	learn	occasion	possible	remember	thought
address	<b>Cc</b>	different	famous	heart	length	occasionally	potatoes	<b>Ss</b>	through
although	calendar	difficult	favourite	height	library	often	pressure	sentence	<b>Vv</b>
answer	caught	disappear	February	history	<b>Mm</b>	opposite	probably	separate	various
appear	centre	<b>Ee</b>	forward	<b>Ii</b>	material	ordinary	promise	special	<b>Ww</b>
arrive	century	early	forwards	imagine	medicine	<b>Pp</b>	purpose	straight	weight
<b>Bb</b>	certain	earth	fruit	increase	mention	particular	<b>Qq</b>	strange	woman
believe	circle	eight	<b>Gg</b>	important	minute	peculiar	quarter	strength	women
bicycle	complete	eighth	grammar	interest	<b>Nn</b>	perhaps	question	suppose	

## Year 3 and 4 Statutory Spellings

accident	caught	eighth	heard	minute	possible	strange
accidentally	centre	enough	heart	natural	potatoes	strength
actual	century	exercise	height	naughty	pressure	suppose
actually	certain	experience	history	notice	probably	surprise
address	circle	experiment	imagine	occasion	promise	therefore
answer	complete	extreme	increase	occasionally	purpose	though
appear	consider	famous	important	often	quarter	although
arrive	continue	favourite	interest	opposite	question	thought
believe	decide	February	island	ordinary	recent	through
bicycle	describe	forward	knowledge	particular	regular	various
breath	different	forwards	learn	peculiar	reign	weight
breathe	difficult	fruit	length	perhaps	remember	woman
build	disappear	grammar	library	popular	sentence	women
busy	early	group	material	position	separate	
business	earth	guard	medicine	possess	special	
calendar	eight	guide	mention	possession	straight	

